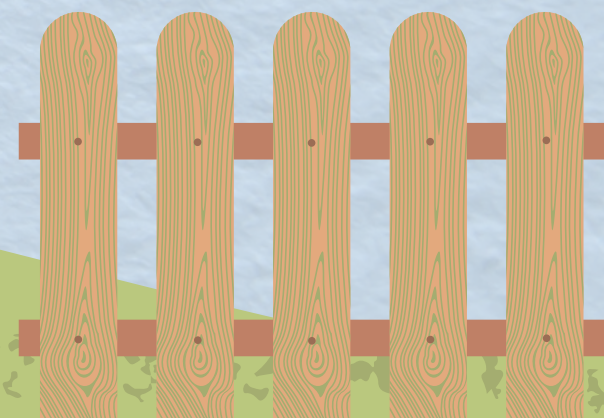
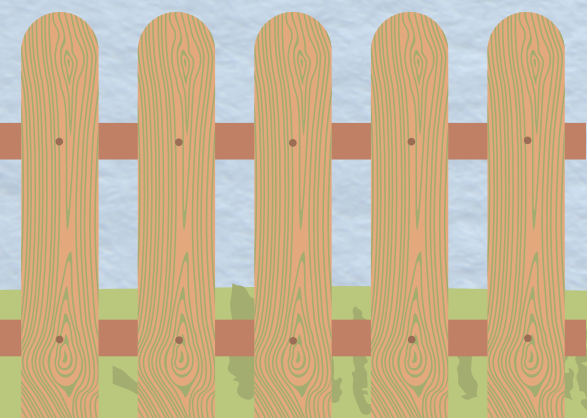


Let's Play



at



What is Opal?



Outdoor play
and Learning

What could our play times look like?

Let's take a look at another school that already uses Opal.



<https://www.youtube.com/watch?v=cm7lfAEsjaI>



What do you think of
your play times now?



Your views

We want to make play times fun and exciting.
We want to know what you think now so we can make them better using your ideas.

You will complete a survey today. A survey asks questions that you can answer. The questions will be about play time at Repton Manor and what it is like now.


When: Lunchtime

Where: Rainbow Room

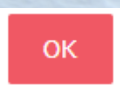
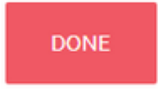
How: On a computer or Laptop

Who can help me: School Councillors





What do I need to do?

1. Visit the rainbow room during your lunchtime.
2. Use a computer to complete the survey.
3. Ask a school councillor for help if you're stuck.
4. Answer all 11 questions.
5. Click  and  to finish.
6. Go back out to play.

Repton Manor Primary Children's Survey about Playtime (Baseline)

This survey is for the whole class to inform your school's Play Policy. It is about the children's experience of play at lunchtime and breaktimes at school.

Teachers - please ask the children in your class to complete this survey. They can ask you or their friends to explain the questions. If they would prefer to draw a picture, or write an answer in a different way, please take a photo and email it to: opal@outdoorpeople.org.uk. If you want to ask these as a full class there is a template to complete in your OPAL pack.

OK

1. What year are you in?

☐ Reception

☐ Year 4

☐ Year 1

☐ Year 5

☐ Year 2

☐ Year 6

☐ Year 3


3. At playtimes do all the adults say the same things about what you can and can't do?

[Example: do some people say you can jump in puddles and some people say stop? Or do they all say the same?]

☐ 😞 No - not happy

☐ 😊 Yes - happy

We will start opal play after the Easter holidays.





We will not have all the equipment to start with. We will get more as we go along.




What happens next?

You will need to think about what you wear to school.

Warm coats and a change of shoes.



We will play outside in any weather.



Your parents/carers know about opal too. They are helping us to find loose parts to play with.

Briefcases, especially hard cased ones	Anything made from foam (not polystyrene), e.g. foam sheets / body boards	Nets and ropes
Road signs and cones	Kitchen pots, pans, baking trays, worktables, wooden spoons, chopping boards	Pegs (to help to set up dens)
Tubes of various sizes and various materials	Tools like spades, trowels and brooms	Storage bins
Pushchairs	Sand pit toys and tools	Art easels
Landscaping scraps (wood stumps, cut branches, etc.)	Dressing up clothes and accessories	Small world toys (dinosaurs, lego, duplo, cars, etc.)
Old tyres	Large cardboard tubes	Plastic piping tubes / PVC tubes
Wheels	Wood scraps	Pulleys
Tarps	Crutches	Large empty spools (used for wire, chain, rope)





Do you have questions or ideas you want to share?


Come and speak to Mrs Chambers or Miss Pittam

Meet our Opal Working Group ...

If you want to speak to any of us about Opal play, please do find us ... we are happy to answer any questions and to listen to any further ideas that you may have ...



Jackie Chambers
Deputy Headteacher



Nicki Pittam
Curricular Lead for Play



Coming Soon ...
Play Coordinator



Terry Wells
Site Manager



Lauren Page
Opal Governor and Parent Rep



Evren Gursoy
Opal Governor and Parent Rep



Cath Prisk
Opal Mentor