



# Repton Manor Primary School

## Assessment Policy

<b>Policy Lead</b>	Jackie Chambers (Head of School)
<b>Date Approved by Governing Body</b>	November 2023
<b>Governor signature</b>	W. Wills
<b>Review date</b>	November 2024

# Contents

1. Rationale .....	2
2. Aims.....	3
3. Effective Assessment .....	<b>Error! Bookmark not defined.</b>
4. Coordination of Assessment.....	<b>Error! Bookmark not defined.</b>
5. Key Features of Assessment at Repton Manor .....	4
6. Management Information Systems .....	4
7. Target Setting .....	5
8. Pupil Progress and Inclusion Meetings .....	5
9. Tracking.....	6
10. Reporting to Parents.....	7
11. Parent Consultations .....	7
12. Assessment Procedures and Calendar .....	8
13. Testing.....	9
14. Foundation Subjects .....	10
15. Feedback.....	10
16. Handover .....	10
17. Monitoring Arrangements .....	10
18. Appendix 1.....	11
19. Appendix 2.....	13

---

## 1. Rationale

Assessment is a continuous process, which is integral to teaching and learning, allowing children to achieve their true potential.

Assessment is seen as: **“the process of seeking and interpreting evidence for use by learners and their teachers to decide where the learners are in their learning, where they need to go and how best to get there.”**

Assessment for Learning: Assessment Reform Group 2002.

At Repton Manor Primary School “leaders understand the limitations of assessment and do not use it in a way that creates unnecessary burdens on staff or pupils” (Ofsted, September 2022).

We welcome the contributions and recommendations made in Making Data Work (DfE, November 2018) and our approach is in close accordance with union guidance that systems must:

- Contribute to work to sustain downward pressure on teacher and school leader workload;

- Allow teachers to make effective use of their professional skills and expertise to evaluate pupils' learning on a day-to-day basis and to tailor their teaching accordingly;
- permit schools to undertake streamlined evaluations of pupils' learning at the end of a teaching unit or period.

## **2. Aims**

The school uses assessment to:

- Gather information about the performance of individual children, groups and cohorts in order to inform target setting and to monitor progress.
- Provide information to inform the school's strategic planning.
- Gather information to inform teachers' planning.
- Track individual, group and cohort progress.
- Allow children to be involved in their own learning.
- Inform the Governing Body of the school's standards and achievement.
- Recognise the positive achievements of a child and plan their next steps.
- Identify learning difficulties quickly and ensure that appropriate help is given.
- Record systematically the overall achievements of the child.
- Monitor the school and child's achievements.
- Meet the legal requirements for record keeping, assessing and reporting.

## **3. Effective Assessment**

At Repton Manor Primary School we believe that effective assessment:

- Offers all children an opportunity to show what they know, what skills they have acquired, what they understand and what they need to do to improve.
- Enables teachers to plan more effectively.
- Helps parents be involved in their children's progress.
- Provides the school with information to evaluate learning and to set suitable targets.

## **4. Coordination of Assessment**

Our Phase Leaders work closely with the Head of School and the Deputy Headteacher to ensure that progress is being monitored closely throughout the school.

Our Core Subject Leaders for Reading, Writing and GPS and Maths also track the progress of pupils throughout the school.

Our Foundation Subject Coordinators monitor progress through looking at books, using pupil voice and analysing internal data at the end of each year.

Reports are presented to the Governors to highlight pupil progress.

## **5. Key Features of Assessment at Repton Manor**

### ***Day to day (Assessment for Learning/ AFL/ Formative Assessment)***

Assessment for learning focuses on how children learn and is central to classroom practice and planning. Learning outcomes are shared with pupils and teachers discuss with pupils how learning outcomes can be achieved. AfL takes place on a daily basis and is integral to teaching and learning. Peer and self-assessment is encouraged throughout the school.

### ***Periodic***

This gives a broader view of progress for the teacher and learner using national standards and expectations.

Periodic assessments occur at the end of Term 2, 4 and 6 in Reading, Writing, GPS and Maths.

In school moderation occurs seasonally and inter-school moderation occurs annually. We attend EYFS, KS1 and KS2 moderation at county level.

### ***Transitional***

This is the formal recognition of achievement:

- Completion of Foundation Stage Profile
- Key Stage 1 and 2 SATs
- Y1 Phonics
- Interim and end of year reports
- Y4 Multiplication Tables Check

## **6. Management Information Systems**

At Repton Manor Primary School we use Arbor to record and track pupil progress of all pupils.

Teacher Assessments are recorded at the end of Terms 2, 4 and 6 for Reading, Writing, GPS and Maths and these are informed by NFER Tests or Past SATs papers for Years 2 and 6.

Phonics assessments are recorded on the Read Write Inc Assessment Tracker.

Pupil progress is monitored each term and Pupil Progress Meetings are held during Term 1, 3 and 5 (Terms 2, 3 and 4 for EYFS).

Children's learning is assessed against the statements of knowledge and skills within our subject frameworks for every subject. Learning is collated within books and on Tapestry for all children from Year R to Year 6. Parents have access to their children's Tapestry account.

We record a summative Teacher Assessment at the end of every school year for all foundation subjects.

At the end of term 2, 4 and 6 SLT/subject leaders analyse individual, group and cohort pupil progress throughout the school, although any of these activities may occur at any point throughout the school year.

## **7. Target Setting**

### ***Target Setting (EYFS, KS1 and KS2)***

Targets are set for the end of EYFS, the Phonics Screening Check, the Year 4 Multiplication Tables Check, the end of Key Stage One and the end of Key Stage Two.

They are based on:

- The professional judgement of the EYFS Phase Leader (for predicted GLD % target)
- Reception phonics assessments for the Phonics Screening Check
- Year 3 baseline TTRS practice multiplication tables checks and heat maps
- Fisher Family Trust Aspire (FFT) for Key Stage One and Two

### ***Reported Targets***

Every child is set a target each school year for Reading, Writing, GPS and Maths. Targets are set inline with FFT 20 targets. Targets are set by SLT, agreed with teachers and then presented to the Governing Body and agreed through the ratification of the School Improvement Plan. Some children have adjusted targets recorded on Arbor if they have already exceeded their FFT 20 target.

## **8. Pupil Progress and Inclusion Meetings**

Summative assessments, including testing using NFER tests and past SATs papers, will take place before Pupil Progress Meetings and related data drops.

Children's phonics ability is assessed using termly Read Write Inc assessments.

Additional information and data is provided to teaching staff through Spelling Shed task feedback, Times Table Rock Stars task feedback, Mathletics task feedback and quizzes completed via Accelerated Reader.

The results of these summative assessments are used to inform our Teacher Assessments.

Pupil Progress Meetings are designed so that individual pupils' progress can be discussed with SLT and class teachers. This ensures accountability. Pupil Progress Meetings take place during Term 1, 3 and 5 for all year groups except Year R who have theirs in Term 2, 3 and 4. Teachers complete grids prior to the meeting highlighting interventions, impact and areas of concern.

Teachers are asked to state whether they believe pupils are:

- Working Above Age Related Expectation (GDS)
- Working At Age Related Expectation (EXS)
- Working Towards Age Related Expectation (WTS)
- Working Below Age Related Expectation (WBS)

If a child is Working Below Age Related Expectation (WBS), teachers are asked to state which year groups curriculum the child is working at.

In order to make these judgements teachers consider whether pupils are able to access the age appropriate curriculum, using a range of evidence and asking questions:

- Do children achieve learning outcomes as indicated by, for example, whether they have met the learning intention set for each lesson?
- Are children achieving the skills and knowledge outlined in our subject frameworks as they work through the national curriculum for their year group?

The same principles are applied when considering attainment in the Foundation subjects.

SLT monitor pupils causing concern.

Pupils on the SEN register are discussed during this meeting and targeted support needed is discussed with the Inclusion Director to ensure that their needs are being met. Disadvantaged pupils are also discussed during these meetings and methods of supporting individual need are planned.

Provision maps are updated following these meetings.

## **9. Tracking**

ALL pupils are tracked throughout the year and are discussed at PPM meetings.

Focus groups include:

- Pupil Premium pupils
- SEND pupils
- Pupils working below age-related expectation

### ***Key Stage SATs analysis***

SLT, Phase leaders and Subject leaders analyse Key Stage results using:

- LA data
- ASP- Analyse School Performance
- Ofsted Data Dashboard
- Arbor

Findings are incorporated into the School Improvement Plan and Subject Action Plans.

Analysis is reported to:

- Governors
- Staff
- LA via Improvement Advisor Visits

## **10. Reporting to Parents**

For Years 1 to 6 Interim reports are sent to parents at the end of Term 2 and 4 with levels in Reading, Writing, GPS and Maths reported.

Attitudes to learning and behaviour are discussed at Parents Meetings.

A full, annual report for each pupil is given to parents/guardians at the end of the academic year. The report gives details of learning covered, achievements, end of EYFS and Key Stage Test results, Y1 phonics or Y2 retake results, Y4 Multiplication Check results and offers advice for improvement/ continued progress. When reporting to parents, we aim to be factual, specific and refer to past learning. We try to be positive about achievement and point the way to any future learning objective. We reflect the importance of the child in the process so the report can be understood by the child at an appropriate level. For EYFS, a report at the end of the year is sent to parents outlining their child's progress and informing them of their child's EYFS profile results.

## **11. Parent Consultations**

Parent Consultations (including face to face or virtual if necessary) take place during the school year for parents to view learning in their child's books and to discuss general progress and agreed targets or areas for development. Teachers are also available for informal

consultation at other points. In addition, we have open sessions throughout the year for parents to view their child's learning and classroom and our children's profiles are regularly updated via Tapestry. Information available to parents during consultations will include teacher assessments, test results, comments on classwork, Home Learning and attendance records. Advice for improvement/ continued progress will be given as appropriate.

## **12. Assessment Procedures and Calendar**

For the whole school, Year R to Year 6, evidence of learning will be collected via books and the online learning platform, Tapestry.

### ***Foundation Stage***

- Term 1- Information has been acquired prior to the child starting school via:
  - Parent and Carer consultations through Home Visits
  - Visits and discussions with nurseries
  - Early Years Transfer Records - completed by nurseries and playgroups
  - Discussions with outside agencies and professionals
- A Reception Baseline Assessment is carried out in the first 6 weeks.
- The Early Years Team use formative assessment to inform their judgements using observations during child initiated and adult led opportunities and spending time getting to know the children and their skills and interests.
- Term 2,3 & 4- Teachers will assess the children using Birth to Five Matters – RAG rating judgements on Arbor and recording a Teacher Assessment judgement on Arbor in Terms 2 & 4.
- Term 5 & 6- Evidence is collected for moderation. Teachers will assess the children's progress against The Early Learning Goals. Judgements are recorded on Arbor. EYFSP outcomes and Characteristics of Effective Learning are shared with the Year One team in preparation for transition.

### ***Year 1***

- Term 1- The FSP will be continued for some pupils. Other pupils will be assessed against the year group expectations.
- Term 1, 3 & 5- Teachers will assess the children by RAG rating judgements from our subject frameworks on Arbor.
- Term 2, 4 & 6 - Pupils will be assessed using Teacher Assessments informed by NFER tests and RAG ratings of our subject framework judgements and results will be inputted onto Arbor.
- Term 6- Phonics check carried out. Class teachers discuss pupil progress with next teacher for transition.

### ***Year 3-5***

- Term 1, 3 & 5- Teachers will assess the children by RAG rating judgements from our subject frameworks on Arbor.



- Term 2, 4 & 6 - Pupils will be assessed using Teacher Assessments informed by NFER tests and RAG ratings of our subject framework judgements and results will be inputted onto Arbor.
- Term 6- Year 4 will carry out the MTC. Class teachers discuss pupil progress with next teacher for transition.

### **Year 2 & 6**

- Term 1, 3 & 5- Teachers will assess the children by RAG rating judgements from our subject frameworks on Arbor.
- Term 2, 4 & 6 - Pupils will be assessed using Teacher Assessments informed by past SATs tests and RAG ratings of our subject framework judgements and results will be inputted onto Arbor.
- Term 5- SATs tasks and tests administered.
- Term 6- Class teachers discuss pupil progress with next teacher / school for transition.

**See Appendix for Assessment Overview Quick Guides for Staff and for Parents.**

## **13. Testing**

We recognise the limitations of testing. It can impact upon the wellbeing of pupils, increase workload and that it is always best to teach rather than test. We agree with the principle that “learning experiences are curriculum-led, not assessment-led.” As a consequence, we make every effort to limit the number of tests conducted.

Given that statutory tests, in primary and secondary schools are a part of the English and Welsh education system we expose children to testing in a way that is mindful of the negative impact that it can have, but prepares them for this challenge. We follow a number principles regarding testing:

- Beyond our statutory testing requirements, we limit tests to Maths, GPS and Reading.
- Tests are not conducted in silent classrooms and resources such as Working Walls and manipulatives are made available.
- The duration of tests is increased, appropriately, as pupils progress through the school. They should be strictly limited in KS1.
- Tests will not always need to be completed independently. Examples of supported tests might be whole class examinations of SATS papers or supporting for a child who is sitting a test. In such cases, the teacher who is assessing the level of attainment should annotate papers wherever possible to indicate where support was given and to highlight misconceptions.
- Tests should be matched to a pupil’s current level of attainment and will take account of SEND and other additional needs.
- Tests must inform planning and must not add to unnecessary workload.

## 14. Foundation Subjects

Assessment recording of the Foundation subjects is annually via Arbor. Formative assessment is carried out regularly throughout the year via RAG ratings of our subject framework judgements on Arbor.

## 15. Feedback

We believe that feedback to pupils, both written and oral, is the most important aspect of assessment. It is essential that feedback is effective and efficient in promoting learning. We believe that the best form of feedback to pupils is immediate verbal feedback. Where possible, we try to use this method of feedback to our children.

We believe that all marking in children's books should serve a purpose to move learning forward. We feel that the quantity of feedback should not be confused with the quality. The quality of the feedback, however given, will be seen in how a pupil is able to tackle subsequent learning.

Classwork is marked using a common framework and comments are made as appropriate. Marking recognises excellence and indicates the areas that need improvement. We encourage pupil self-marking where appropriate. We recognise that the best feedback is in the moment and encourage this approach where possible.

**See appendix 3 for Feedback Quick Guide for staff.**

## 16. Handover

At the end of each academic year, time is allocated for staff to pass all information onto the next teacher and TA.

### ***Primary School Transfer to Secondary School***

For pupils leaving the School, up to date records are forwarded to the new school.


## 17. Monitoring arrangements

This policy will be reviewed **annually** by the Head of School. At every review, it will be approved by the local governing board.

**Established: November 2023**

**Signed .....**

**Appendix 1:**



**Assessment at Repton Manor**

**KEY:**

- Statutory Assessments
- School Assessment Collection / Reporting to Parents
- PPMs / Parents Evenings
- English Assessments
- Maths Assessments
- Inclusion Assessments



	YR	Y1	Y2	Y3	Y4	Y5	Y6
<b>Ongoing – Whole School</b>	<ul style="list-style-type: none"> <li>• Tapestry and Books used as Learning Journals.</li> <li>• Core frameworks statements for Repton Curriculum RAG highlighted on Arbor.</li> <li>• Foundation framework statements for Repton Curriculum RAG highlighted on Arbor.</li> <li>• Behaviour incidents / House Points to be logged on Class Charts.</li> <li>• Targeted Boxall</li> </ul>						
<b>Ongoing</b>	<ul style="list-style-type: none"> <li>• Red Word Check</li> <li>• Speech link at 4 years old and Language Link</li> </ul>	<ul style="list-style-type: none"> <li>• Numbots</li> <li>• White Rose Maths Pre and post end of each unit</li> <li>• Spelling TA in RWI</li> <li>• Red Word Check</li> <li>• AR Book Quizzes / Star Reader (when appropriate for key chn)</li> </ul>	<ul style="list-style-type: none"> <li>• Numbots</li> <li>• White Rose Maths Pre and post end of each unit</li> <li>• AR Book Quizzes / Star Reader</li> <li>• RWI assessment (Targeted for those on RWI – aim to be off by Christmas)</li> <li>• Spelling TA in RWI</li> </ul>	<ul style="list-style-type: none"> <li>• TTRS</li> <li>• White Rose Maths Pre and post end of each unit</li> <li>• AR Book Quizzes</li> <li>• RWI assessment (Targeted)</li> </ul>	<ul style="list-style-type: none"> <li>• TTRS</li> <li>• White Rose Maths Pre and post end of each unit</li> <li>• AR Book Quizzes</li> <li>• RWI / Fresh Start assessment (Targeted)</li> </ul>	<ul style="list-style-type: none"> <li>• TTRS</li> <li>• White Rose Maths Pre and post end of each unit</li> <li>• AR Book Quizzes</li> <li>• Fresh Start assessment (Targeted)</li> </ul>	<ul style="list-style-type: none"> <li>• TTRS</li> <li>• White Rose Maths Pre and post end of each unit</li> <li>• AR Book Quizzes</li> <li>• Fresh Start assessment (Targeted)</li> </ul>
<b>Autumn 1</b>	Baseline Assessment  Parents Evening  RWI assessment	PPM  Parents Evening  RWI assessment  Provision Map Review	PPM  Parents Evening  RWI assessment  Termly Spelling Test  Provision Map Review	PPM  Parents Evening  Accelerated Reading – STAR  Termly Spelling Test  TTRS Heat Map (shared at parents evening)  Provision Map Review	PPM  Parents Evening  Accelerated Reading – STAR  Termly Spelling Test  TTRS Heat Map (shared at parents evening)  MTC Baseline check  Provision Map Review	PPM  Parents Evening  Accelerated Reading – STAR  Termly Spelling Test  TTRS Heat Map (shared at parents evening)  Provision Map Review	PPM  Parents Evening  KS2 SATS practice papers and Writing TA  Accelerated Reading – STAR  Termly Spelling Test  TTRS Heat Map (shared at parents evening)  Provision Map Review
<b>Autumn 2</b>	PPM  Teacher Assessments – Interim Reports  Language link and Speech Link  RWI assessment  Provision Map Review	Teacher Assessments – Interim Reports  RWI assessment  Provision Map Review	KS1 SATs (2018) and Writing TA – Interim Reports  RWI assessment  Termly Spelling Test  Provision Map Review	NFER and Writing TA – Interim Reports  Accelerated Reading – STAR  Termly Spelling Test  TTRS Heat Map  Provision Map Review	NFER and Writing TA – Interim Reports  Accelerated Reading – STAR  Termly Spelling Test  TTRS Heat Map  MTC practise check  Provision Map Review	NFER and Writing TA – Interim Reports  Accelerated Reading – STAR  Termly Spelling Test  TTRS Heat Map  Provision Map Review	KS2 SATS, Maths practice papers and Reading, GPS and Writing TA – Interim Reports  Accelerated Reading – STAR  Termly Spelling Test  TTRS Heat Map  Provision Map Review
<b>Spring 1</b>	PPM  Parents Evening  RWI assessment	PPM  Parents Evening  Phonics mock screening check	PPM  Parents Evening  Retake Phonics monthly screening check	PPM  Parents Evening  Accelerated Reading – STAR	PPM  Parents Evening  Accelerated Reading – STAR	PPM  Parents Evening  Accelerated Reading – STAR	KS2 SATS practice papers and Writing TA  PPM  Parents Evening

	Provision Map Review	RWI assessment Provision Map Review	Termly Spelling Test Provision Map Review	Termly Spelling Test TTRS Heat Map (shared at parents evening) Provision Map Review	Termly Spelling Test TTRS Heat Map (shared at parents evening) MTC practise check Provision Map Review	Termly Spelling Test TTRS Heat Map (shared at parents evening) Provision Map Review	Accelerated Reading – STAR Termly Spelling Test TTRS Heat Map (shared at parents evening) Provision Map Review
<b>Spring 2</b>	Teacher Assessments – Interim Reports  PPM RWI assessment Provision Map Review	(NFER / TA – Targeted) and Writing TA – Interim Reports  Phonics screening mock check – gaps targeted RWI assessment Provision Map Review	KS1 SATs (2019) and Writing TA – Interim Reports  Retake Phonics monthly screening check Termly Spelling Test Provision Map Review	NFER and Writing TA – Interim Reports  Accelerated Reading – STAR Termly Spelling Test TTRS Heat Map Provision Map Review	NFER and Writing TA – Interim Reports  Accelerated Reading – STAR Termly Spelling Test TTRS Heat Map MTC practise check Provision Map Review	NFER and Writing TA – Interim Reports  Accelerated Reading – STAR Termly Spelling Test TTRS Heat Map Provision Map Review	TA's for Reading, Writing, Maths and GPS – Interim Reports  Accelerated Reading – STAR Termly Spelling Test TTRS Heat Map Provision Map Review
<b>Summer 1</b>	RWI assessment Provision Map Review	PPM Phonics screening mock check – gaps targeted RWI assessment Provision Map Review	PPM Retake Phonics monthly screening check Termly Spelling Test TTRS Heat Map Provision Map Review	PPM Accelerated Reading – STAR Termly Spelling Test TTRS Heat Map Provision Map Review	PPM Accelerated Reading – STAR Termly Spelling Test TTRS Heat Map Provision Map Review	PPM Accelerated Reading – STAR Termly Spelling Test TTRS Heat Map Provision Map Review	KS2 SATS and Writing TA PPM Accelerated Reading – STAR Termly Spelling Test TTRS Heat Map Provision Map Review Transition Documents created for secondary school
<b>Summer 2</b>	EYFS GLD End of Year Reports Language and Speech Link (Red and Blue) RWI assessment Provision Map Review Transition Documents created for handover	Y1 Phonics screening End of Year Reports NFER and Writing TA Foundation Subject Assessment RWI assessment Provision Map Review Transition Documents created for handover	Y2 Phonics retake screening End of Year Reports Optional KS1 SATS (including GPS) and Writing TA Foundation Subject Assessment Accelerated Reading – STAR. Termly Spelling Test TTRS Heat Map Provision Map Review Transition Documents created for handover	End of Year Reports NFER and Writing TA Foundation Subject Assessment - Reports Accelerated Reading – STAR Termly Spelling Test TTRS Heat Map Provision Map Review Transition Documents created for handover	Y4 MTC End of Year Reports NFER and Writing TA Foundation Subject Assessment Accelerated Reading – STAR Termly Spelling Test TTRS Heat Map Provision Map Review Transition Documents created for handover	End of Year Reports NFER and Writing TA Foundation Subject Assessment Accelerated Reading – STAR Termly Spelling Test TTRS Heat Map Provision Map Review Transition Documents created for handover	End of Year Reports Core Subject Teacher Assessments Foundation Subject Assessment Accelerated Reading – STAR Termly Spelling Test TTRS Heat Map Provision Map Review

**If assessing a child out of year group, it needs to be authorised by HoS (and parents should be aware).**

There is a guide for Assessments Reported Home for families on our website:

<https://www.reptonmanorprimary.co.uk/our-children/assessing-our-curriculum/>

## Feedback at Repton Manor Primary School

**At Repton Manor, we mark to move children's learning forward.**

All pieces of learning	Definite right / wrong	Written pieces
<p>All pieces of learning will be marked / acknowledged.</p> <p><b>LO: LO highlighted to show if the LO has been met - do not green the entire learning objective and the piece is not in need of developmental marking.</b></p> <p>Pink pen (developmental) comments - any comments should move learning on.</p> <p>Teacher to add 'H' if the child received a significant amount of help, and 'M' for a moderate amount of help.</p> <p>Black pen – children's responses/edits.</p> <p style="color: red;"><b>Children receive verbal feedback throughout all lessons in line with good practice.</b></p>	<p><b>Green highlights</b> – definite right answers.</p> <p><b>Pink highlights</b> – incorrect answers.</p> <p>If a child receives no 'pinks in a lesson', a developmental challenge will be provided to extend the child's learning.</p> <p>Maths learning to have development feedback at least once a week. Mathematical vocabulary will be used.</p>	<p><b>ALL</b> written work, to be marked as below, despite the book / lesson that the written work is completed in (we have the same expectations for all written work).</p> <p>Children will be given a checklist of what is expected of them when completing a piece of writing – for use for their first draft and editing.</p> <p>Learning will be marked following the criteria for age expectations below. If any child is working below, or above, year group level, please mark accordingly.</p> <p style="text-align: center;"><b><u>Published pieces and answers to Big Questions will have 2 green comments and 1 pink.</u></b></p>

### **For written pieces of learning:**



**Children are transitioned on to their new year group's feedback approach i.e. during Autumn, Y1 may receive similar feedback as EYFS.**

#### **EYFS**

- Verbal feedback in the moment: Oral dialogue with children about their play, learning or special books.
- Annotation of learning and photographs by staff in learning journey.
- Children beginning to annotate their own learning and pictures.
- Success criteria to use symbols.

#### **Year 1 & 2**

- Positives to be highlighted in green, consistent with the lesson learning objective.
- Each symbol to be written in the margin, on the line of the error, in pink pen and error circled.
- Success criteria to use symbols.

Mark	Meaning
Green highlight the word/phrase	Something they've done successfully, in line with the LO/aim of the lesson, eg: use of adjective/verb
ABC	Missing capital letter
	Missing punctuation
Sp (dotted line underneath incorrect spelling in pink)	Spelling error (linked to spellings taught) (write the correct spelling with x3 underneath the piece)
	Missing finger space
Pink wiggly line	Something doesn't make sense

### Year 3 & 4:

- Positives to be highlighted in green, consistent with the lesson learning objective.
- Each symbol to be written in the margin on the line.

Mark	Meaning
Green highlight the word/phrase	Something they've done successfully, in line with the LO/aim of the lesson, eg: expanded noun phrases
P x ...	Missing capital letter or full stop or other punctuation
Sp x ...	Spelling error (linked to spellings taught) (write the correct spelling with x3 underneath the piece)
G x ...	Missing or incorrect grammar
^ in pink, in between the words	Word or phrase missing

### Year 5 & 6:

- Positives to be highlighted in green, consistent with the lesson learning objective.
- Each symbol to be written at the end of the paragraph / piece.

Mark	Meaning
Green highlight the word/phrase	Something they've done successfully, in line with the LO/aim of the lesson, eg: metaphorical language
P x ....	Missing punctuation
Sp x ....	Spelling error
G x ....	Missing or incorrect grammar

## Published pieces of Writing

### **DO NOT HIGHLIGHT OVER THE CHILDREN'S FINAL PIECE OF WRITING**

- Use a checklist as a sticker for the bottom of the piece – make sure to include criteria that the children **know** you are working on from your teaching of that unit. \*Checklists can be differentiated according to ability.
- **On the checklist**, highlight green for successes and pink for things they missed/need to add next time.
- At the bottom of the piece, add two green comments and one pink biro comment. The pink comment should act as their target for their next piece of writing.

## Big Answers

### **DO NOT HIGHLIGHT OVER THE CHILDREN'S FINAL PIECE OF LEARNING**

- At the bottom of the piece, add two green comments and one pink biro comment. The pink comment should act as their target for their next piece of learning.