



Reading- phonics




The Power of Reading!

- Creating a love of reading in children is potentially one of the most powerful ways of improving academic standards in school.
- There can be few better ways to improve pupils chances in school, or beyond in the wider world than to enable them to become truly independent readers.



The Power of Reading!

- Success in reading is fundamental to success in school.
- Reading is all about acquiring meaning; for enjoyment, information and understanding.




What is phonics?

Phonics is a way of teaching children to read quickly and skillfully. They are taught how to:

- recognise the sounds that each individual letter makes;
- identify the sounds that different combinations of letters make - such as 'sh' or 'oo';
- blend these sounds together from left to right to make a word.
- segment sounds in words to help them write.





Bounce: a-a-a-apple
Handwrite: Round the apple, down the leaf

Bounce: b-b-b-boot
Handwrite: Down the laces to the heel, round the toe

Bounce: c-c-c-caterpillar
Handwrite: Curl around the caterpillar

Bounce: d-d-d-dinosaur
Handwrite: Round his bottom, up his tall neck, down to his feet

Bounce: e-e-e-egg
Handwrite: Lift off the top and scoop out the egg

Stretch: fffflllower
Handwrite: Down the stem and draw the leaves

Bounce: g-g-g-girl
Handwrite: Round her face, down her hair and give her a curl

Bounce: h-h-h-horse
Handwrite: Down the head to the hooves and over his back

Bounce: i-i-i-insect
Handwrite: Down the body, dot for the head

Bounce: j-j-j-jack-in-a-box
Handwrite: down his body curl and dot

Bounce: k-k-k-kangaroo
Handwrite: Down the kangaroo's body, tail and leg

Stretch: lllllleg
Handwrite: Down the long leg

Stretch: mmmmountain
Handwrite: Matisie, mountain, mountain

Stretch: nnnnet
Handwrite: Down Nobby, over his net

Bounce: o-o-o-orange
Handwrite: All around the orange

Bounce: p-p-p-pirate
Handwrite: Down the plait and over the pirate's face

Bounce: q-q-q-queen
Handwrite: Round her head, up past her earrings and down her hair

Stretch: rrrrrot
Handwrite: Down his back, then curl over his arm

Stretch: ssssnake
Handwrite: Slither down the snake

Bounce: t-t-t-tower
Handwrite: Down the tower, across the tower

Bounce: u-u-u-umbrella
Handwrite: Down and under, up to the top and draw the paddle

Stretch: vvvvulture
Handwrite: Down a wing, up a wing

Bounce: w-w-w-worm
Handwrite: Down, up, down, up

Bounce: x-x-x-exercise
Handwrite: Down the arm and leg and repeat the other side

Bounce: y-y-y-yak
Handwrite: Down a horn up a horn and under his head

Stretch: zzzzzip
Handwrite: Zig-zag-zig

Stretch: nnnnk
I think I stink
think, stink, wink, tick, blink, lick, pick

Stretch: nnnng
A thing on a string
thing, ping, string, wing, sing, veng, poog, song

Stretch: thhhh
The princess in the tower is rescued by the horse
She says: thhhankyou

Stretch: shhhh
Shhh says the horse to the hissing snake

Bounce: ch-ch-ch-choot
The horse sneezes when the caterpillar's hairs get up his nose




Read Write Inc

- It's the way we teach phonics for reading and writing
- It teaches the sound and the letter formation.
- Children will be taught 4 sounds a week once full time
- Then develops into books



What you can do to help with reading?



- Read daily with your children- for enjoyment and to help them develop the skills
- Bingo
- Spot words
- Listen for sounds





- **Great websites:**
- Youtube: Mr Thorn does phonic (to learn phonic sounds)
- <http://www.phonicsplay.co.uk/> good phonics games
- <http://www.prometheantrust.org/startspelling.htm>

