

The stone trolls




Year 3

Activity 1: Use the story to answer the questions below. Use full sentences.

- 1) Why do the trolls have to hide during daylight hours?
- 2) Where does the story take place?
- 3) Find three adjectives used in the story.
- 4) How would you describe the trolls? Use evidence from the story to support your opinion.
- 5) Why do Landra and Skess jump down from the craggy rocks?



Activity 2: Below are some photos of natural landmarks found around the world. Write as many adjectives as you can to describe each photo.

Activity 3: Write 3 synonyms for each of the adjectives you have listed above.

Activity 4: Plan your own warning tale using the boxing up plan structure below.

Plot	New tale
Group of characters warned not to do something.	
Two main characters and their setting described.	
Main character sees someone in danger.	
Main character saves them.	
Terrible thing happened to main character because they ignored the warning.	
This explains feature in the landscape.	

Activity 5: Once your story has been boxed up, have a go at creating a story map. Use simple illustrations to draw out your story.

Activity 6: Write your own warning tale.

Writer's toolbox



Use different sentence starters.

Use commas after your adverbial starters.

Use adjectives to describe the characters and setting.

Try to paint a picture for your reader that is vivid by describing the important parts of the story in detail.