

The Rainbow Keepers









Year R

Activity 1:

Talk with your child about the objects and characters in the story. What do they look like? Have you seen those objects before? Can you describe the colour and size?

Activity 2:

Match word and picture from the story. Draw a line to match the correct word to the correct picture.

		Strawberries
		Grass
		Forget-me-nots
		Beehive
		Violets
		Rainbow
		Basket
		Orange juice

Activity 3:

Can you take one of your toys on an adventure like Seamus and Selma. Maybe you could take photos of the places it stops.

Activity 4:

Sequence The Rainbow Keepers story or the story of your toy and its adventures. You could draw the pictures to show what happened and practise retelling it to a family member.